

PROTIST LAB

Name _____

Date _____ Per ____

In this lab you will observe some living protists. Let's review your knowledge of protists.
Circle the answers that make the following statements correct:

Protists are in: the Plant kingdom kingdom archaeobacteria their own kingdom

Protists are: unicellular multicellular


Protists: don't have a nucleus do have a nucleus

Purpose: To observe and identify various protists.

Remember Magnification: **Low=40x** **Medium=100x** **High=400x**

PROTIST #1: Euglena


Label: cell wall
 chloroplasts



Magnification _____

PROTIST #2: Ameba

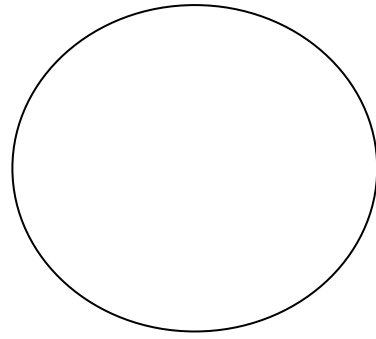
Label: cell membrane
 cytoplasm
 nucleus (if visible)



Magnification _____

PROTIST #3: Paramecium


Label: cell membrane
cytoplasm
nucleus (if visible)



Magnification _____

PROTIST #4: Stentor


Label: cell membrane
cilia



Magnification _____

PROTIST #5: Volvox


Label: cell membrane
cytoplasm
nucleus (if visible)



Magnification _____

PROTIST #6: Spirostomum

Label: cell membrane
cytoplasm
nucleus (if visible)



Magnification _____